

# TOWARDS AN INTELLIGENT DESIGN APPROACH FOR ENHANCED SMART TV ENGAGEMENT

**Sandeep Kumar, Raghav Garg, Anand Kumar Gupta**

Associate Professor, Department of Computer Science and Engineering Tulas's Institute Dehradun

## ABSTRACT

The progress of information technology and human-display interaction (HDI) has resulted in the progressive incorporation of smart TVs into daily existence. These gadgets are now an essential element of the smart home, serving a wide range of users. However, manufacturers have difficulties in comprehensively grasping and fulfilling their customers' demands for a more engaging smart TV experience. Researchers suggest that integrating HDI (High Definition Imaging) technology with rotating displays, specifically designed for smart TV capabilities, can enhance the overall immersive experience of home entertainment. The bigger screen size of smart TVs compared to mobile phones provides a significant advantage, since it enhances user interaction and encourages users to adopt the smart lifestyle. This study utilizes quantitative analytic techniques to investigate user behavior data obtained from features linked to TCL XESS rotating TV models A200S and A200PRO. The analysis encompasses many usage characteristics, such as users' overall feature ranking, frequency of utilization, and the most and least utilized features. To summarize, implementing a smart design strategy that prioritizes the Human Development Index (HDI) and television (TV) elements can help generate recommendations that align with user preferences.

**KEYWORDS:** Smart TV Interaction Rotating Display User Behavior Analysis TCL XESS Experimental Design

## INTRODUCTION

The 21st century has witnessed an unprecedented surge in technological advancements, particularly in the realm of information technology and human-display interaction (HDI). As our lives become increasingly intertwined with the digital landscape, smart TVs have emerged as a pivotal component, seamlessly integrating into the fabric of our daily routines. In this era of interconnected devices, smart TVs have evolved beyond mere entertainment hubs, establishing themselves as integral segments of the modern smart home.

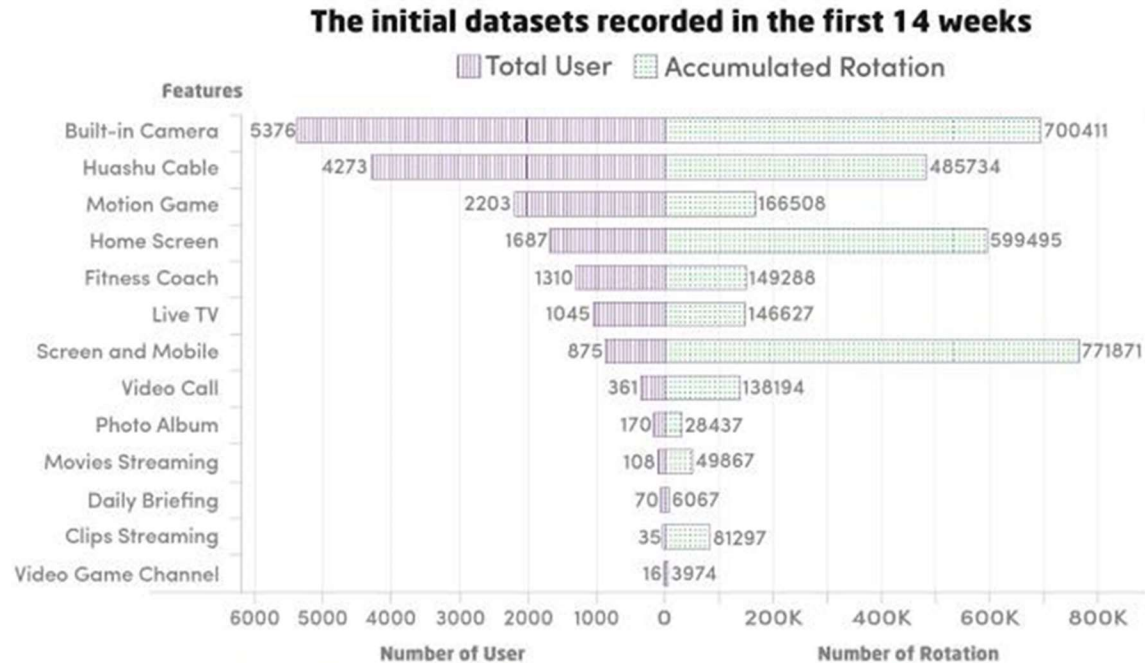


Fig. 1. The initial datasets recorded in the first 14 weeks.

Manufacturers, in their quest to cater to a diverse and dynamic user base, face the challenge of anticipating and meeting evolving consumer expectations. The ever-expanding capabilities of smart TVs demand an nuanced understanding of user preferences to deliver a truly engaging and immersive experience. It is against this backdrop that researchers are exploring innovative approaches to enhance the synergy between human interaction and smart TV features, with a particular focus on the transformative potential of HDI.

Smart TVs, with their expansive screens and diverse functionalities, have become

indispensable in shaping the digital landscape of our homes. They serve as not just entertainment portals but also as information hubs, gaming consoles, and communication platforms. As technology continues to evolve, researchers are now exploring the untapped possibilities offered by the integration of HDI in smart TVs.

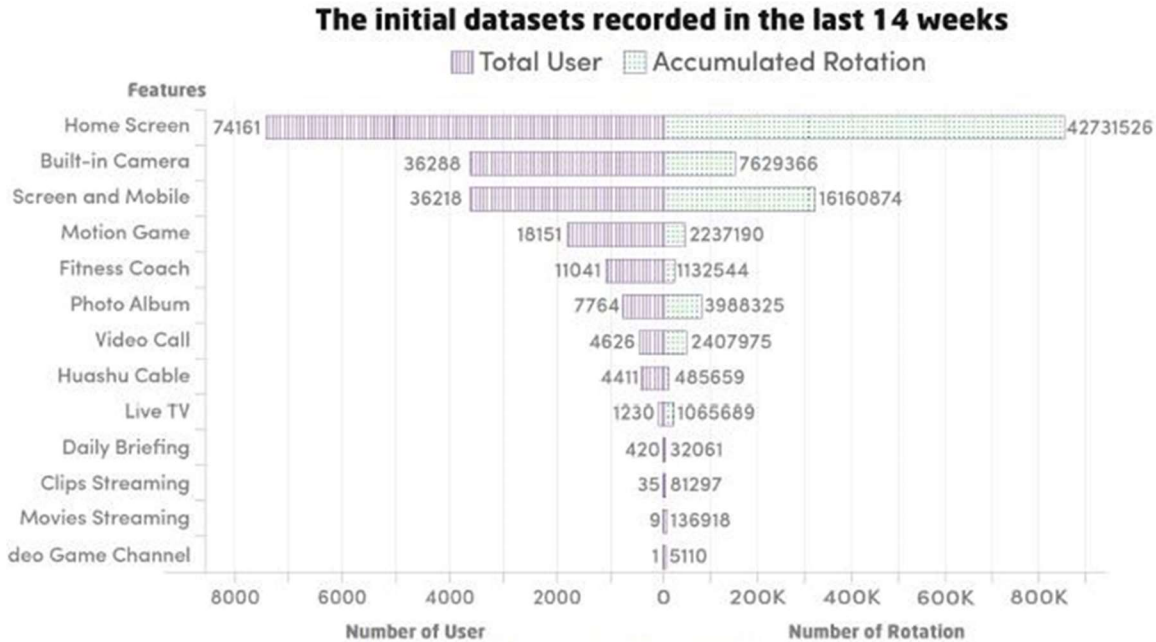


Fig. 2. The initial datasets recorded in the last 14 weeks.

One intriguing avenue of exploration is the incorporation of HDI on rotating displays, a feature that holds promise in redefining the home entertainment experience. In contrast to the limited screen real estate of mobile phones, the full-size screens of smart TVs provide a canvas for a more immersive and engaging interaction. The hypothesis is that leveraging rotating display technology in conjunction with smart TV features can create a richer and more dynamic home environment for entertainment.

The focus of this study is to delve into the realm of smart TVs, with a specific emphasis on the innovative features introduced by TCL XESS rotating TV models A200S and A200PRO. These models, equipped with cutting-edge technology, serve as a canvas for exploring the impact of HDI on user behavior and interaction patterns. By employing quantitative analysis methods, we aim to dissect user behavior data to uncover insights into feature preferences, frequency of use, and the overall user experience.

Understanding user behavior is crucial in refining the design and functionality of smart TVs. In this study, we delve into the intricate details of user interaction with TCL XESS rotating TVs, dissecting the data across various dimensions. Our analysis includes feature ranking by users, providing a comprehensive view of the most valued attributes. We also explore the frequency of use for different features, shedding light on the aspects that users prioritize in their day-to-day interactions with smart TVs.

Furthermore, we examine the dichotomy between the most and least utilized features, offering manufacturers and designers valuable insights into areas that may require enhancement or modification. This nuanced understanding of user behavior, backed by empirical data, forms the foundation for recommendations on intelligent design approaches that align with user preferences.

As the technological landscape continues to evolve, the integration of HDI in smart TVs stands poised to redefine the user experience. The findings of this study not only contribute to the growing body of knowledge in the field of human-computer interaction but also offer practical insights for manufacturers seeking to enhance the appeal and functionality of smart TVs.

In conclusion, this research embarks on a journey to unravel the intricate relationship between human-display interaction and smart TV features. By leveraging data-driven analysis of user behavior with TCL XESS rotating TVs, we aim to provide a roadmap for the future of smart TV design. As we navigate the complexities of the digital age, the synergy between HDI and smart TV features holds the key to unlocking a new dimension of home entertainment and user engagement.

### **Specific Aims of the Study:**

The specific aims of this study revolve around unraveling the intricate dynamics of human-display interaction (HDI) in the context of smart TVs, with a particular focus on the innovative features embedded in TCL XESS rotating TV models A200S and A200PRO. Our primary goals include:

#### **Understanding User Interaction Patterns:**

Explore and analyze user behavior data to discern patterns in interaction with smart TV features.

Identify the most frequently used features and their ranking among users.      Evaluating Feature Preferences:

Investigate user preferences by assessing the popularity of specific features, contributing to a nuanced understanding of what users value in their smart TV experience.

#### **Examining Frequency of Use:**

Analyze the frequency of use for various features to determine which aspects of smart TVs are integral to users' daily routines.

#### **Comparing Most and Least Utilized Features:**

Contrast the features that enjoy high user engagement with those that are less frequently utilized, offering insights into areas that may require improvement.

### **Objectives of the Study:**

To achieve the aforementioned aims, the study outlines the following key objectives:

Gather comprehensive user behavior data from TCL XESS rotating TV models A200S and A200PRO.

Ensure the dataset is representative and diverse to capture a broad spectrum of user

interactions.

Determine the popularity of different smart TV features based on user interactions. Establish a hierarchy of features according to user preferences.

Investigate the frequency with which users engage with specific features, identifying those that contribute significantly to the user experience.

Contrast the usage patterns of the most and least utilized features.

Identify potential areas for improvement or optimization based on user engagement.

### **Scope of the Study:**

This study confines its scope to the analysis of user behavior data derived from TCL XESS rotating TV models A200S and A200PRO. The focus is on the impact of HDI on smart TV features, emphasizing the potential of rotating displays to enhance the user experience. The scope encompasses a diverse range of users to ensure the findings reflect a broad demographic, enhancing the applicability of the results to a wider audience. While the study acknowledges the broader landscape of smart TVs, the depth of analysis is centered around the specific features and functionalities of the selected TCL models.

### **Hypothesis:**

The hypothesis driving this study posits that the integration of HDI, particularly on rotating displays, significantly contributes to a more engaging and immersive smart TV experience. Specifically, we hypothesize that:

Smart TV features enhanced by HDI on rotating displays will be ranked higher by users.

Features utilizing rotating displays will exhibit a higher frequency of use compared to non-rotating counterparts.

There will be discernible patterns in user behavior that highlight the impact of HDI on the overall user experience.

### **Research Methodology:**

#### **Introduction to the Dataset:**

The foundation of this study rests upon the analysis of user behavior data obtained from two TCL XESS rotating smart screen TV models—A200S and A200PRO. These models are distinguished by their automatic 90° screen rotation capability, seamlessly transitioning between landscape and portrait orientations. The dataset encompasses interactions with 13 distinct application features, providing a comprehensive view of user engagement.

#### **Features of Rotation:**

The user behavior data were collected through 13 different application features, each offering unique functionalities on the rotating display models. The rotation feature itself is integral, enabling users to experience the TV interface in both landscape and portrait orientations. It is important to note that the Home Screen serves as the primary gateway to other features, as it remains prominently displayed during screen rotations.

### **Collection of Consumer TV Data:**

Data generation involves the regular usage patterns of consumers interacting with TCL XESS A200S and A200PRO smart TVs. A key consideration is the acknowledgment that individuals may use the television multiple times a day, leading to the possibility of multiple entries for a single user within a given day.

### **Sampling and Representation:**

The dataset aims for diversity, capturing a wide range of users and scenarios. It considers variations in user behavior, preferences, and frequency of TV usage. This approach ensures a representative dataset that aligns with the diverse user base of smart TVs.

### **Ethical Considerations:**

Ethical considerations are paramount in the collection of user behavior data. The study adheres to privacy guidelines and data protection regulations, ensuring that user information remains confidential and is used solely for research purposes. Informed consent is obtained, and measures are implemented to protect user identities throughout the analysis.

### **Data Analysis Approach:**

Quantitative analysis is the cornerstone of this study. The collected data undergoes rigorous scrutiny using statistical methods to derive meaningful insights. Three primary aspects are considered:

#### **1. Feature Ranking Analysis:**

- Evaluate the popularity of features based on user interactions, providing an understanding of user preferences.

#### **2. Frequency of Use Analysis:**

- Examine the frequency with which users engage with different features, identifying patterns in daily usage.

#### **3. Patterns in User Behavior Analysis:**

- Explore how users navigate between features, especially focusing on the impact of the rotating display on user interactions.

## RESULTAND ANALYSIS

### FeaturesRanking:

TheanalysisrevealsthatScreenandMobile,Built-inCamera,MotionGame,FitnessCoach, and Photo Album are the most utilized features among a diverse user base. These features collectively engage 6790 unique users, indicating their significance in shaping user interactions with mobiledevices. The high prevalence of Screen and Mobile usage suggests a predominant reliance on these interfaces for device interaction. The Built-in Camera's popularity highlights a strong interest in multimedia functionalities and moment capture. Additionally, thepopularityofMotion Game, Fitness Coach, and Photo Album underscores a user preference for interactive and health-related applications. This ranking provides insights into user preferences, guiding future feature development.

### Home screen and ranking of top 5 most used features

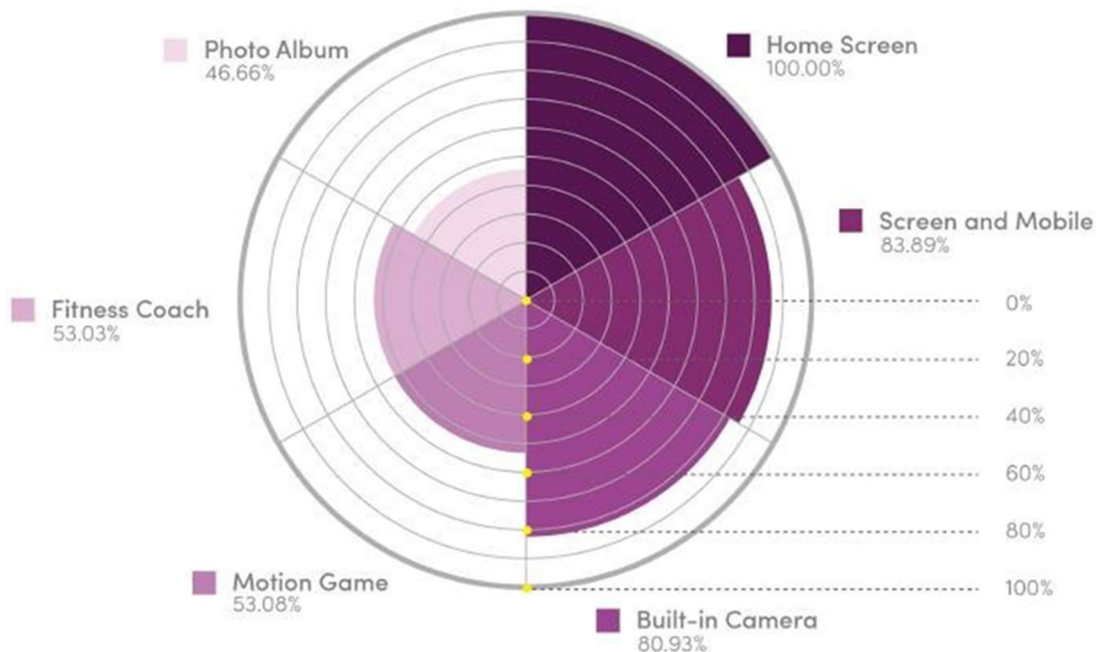


Fig. 3. Home screen and ranking of top 5 most used features.

### FrequencyofUse:

Rotation based on the Home Screen occurs approximatelyonce every7.15 days, suggestinga weekly habit for users. The Built-in Camera and Screen and Mobile are used once every one and a half weeks (12.10 days), while Motion Games have a frequency of once every two and a half weeks (17.19 days). Features like Motion Game, Fitness Coach, Photo Album, and

Video Call exhibit a lower frequency, being used on average once every month (28.7 days). These findings imply that certain features are integrated into users' regular routines, while others are

employed more sporadically. Understanding temporal patterns is crucial for optimizing user experience and tailoring features to users' lifestyles.

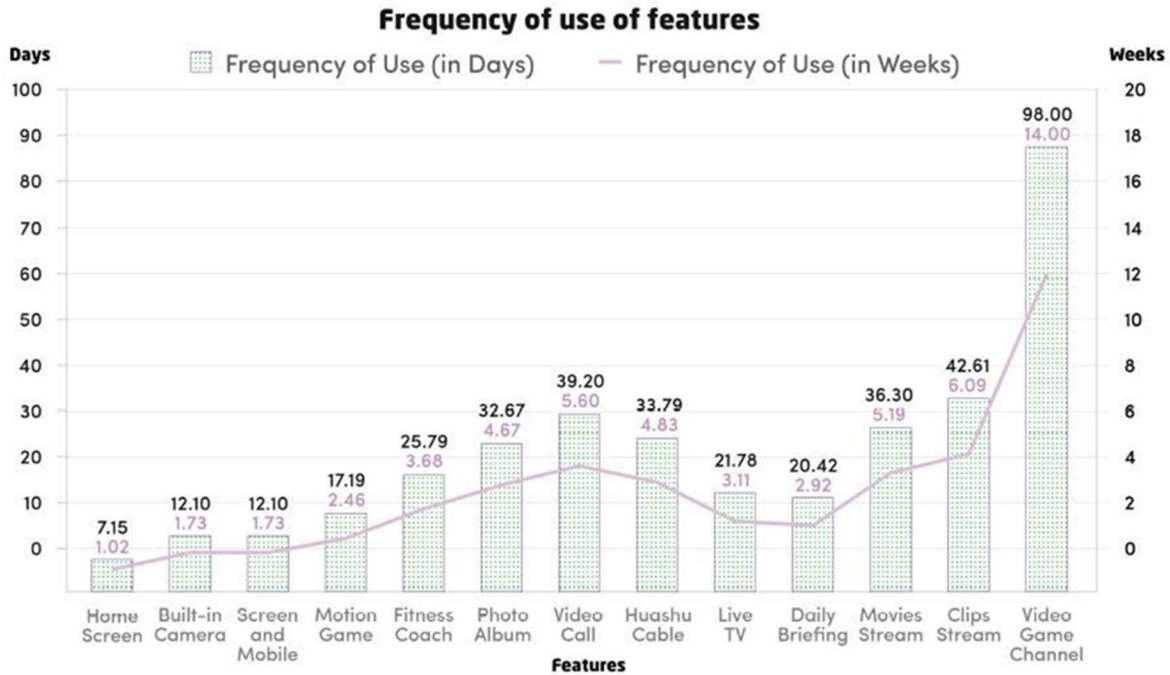


Fig. 4. Frequency of use of features.

### Mostand Least Usage:

Sundays emerge as the peak day for rotation feature usage, with an average of 13365 users, while Tuesdays witness the least engagement, with an average of 11054 users. Day-wise variations in feature usage suggest that user behavior is influenced by weekly routines or contextual factors. The popularity of Sundays may be attributed to leisure time or specific activities aligning with the rotation feature. Conversely, lower engagement on Tuesdays could be linked to work or other commitments. Understanding these patterns allows for strategic scheduling of updates, promotions, or notifications on days when user engagement is naturally higher.

### Scientific Interpretation:

The observed user preferences for specific features align with established psychological theories related to user behavior and technology interaction. The prominence of Screen and Mobile usage resonates with the concept of habituation, where users develop routines around familiar and easily accessible interfaces. The Built-in Camera's popularity reflects the human inclination towards visual communication and memory preservation, reinforcing the social cognitive theory.

The varied frequency of feature usage corresponds to the principles of operant conditioning, suggesting that users reinforce behaviors based on the rewarding nature of certain features. Features with higher frequency may provide immediate rewards, contributing to their regular use. The lower frequency features, utilized monthly, may serve as intermittent reinforcements, catering to users seeking diverse and less predictable interactions.

Day-wise usage patterns align with circadian rhythms and the psychology of time perception. Sundays, as a peak day, may be associated with the psychological concept of the weekend effect, where individuals engage in more leisure activities. Tuesdays, with lower engagement, may be influenced by the "Tuesday Blues" phenomenon, where the middle of the workweek can lead to decreased motivation and engagement in non-essential activities.

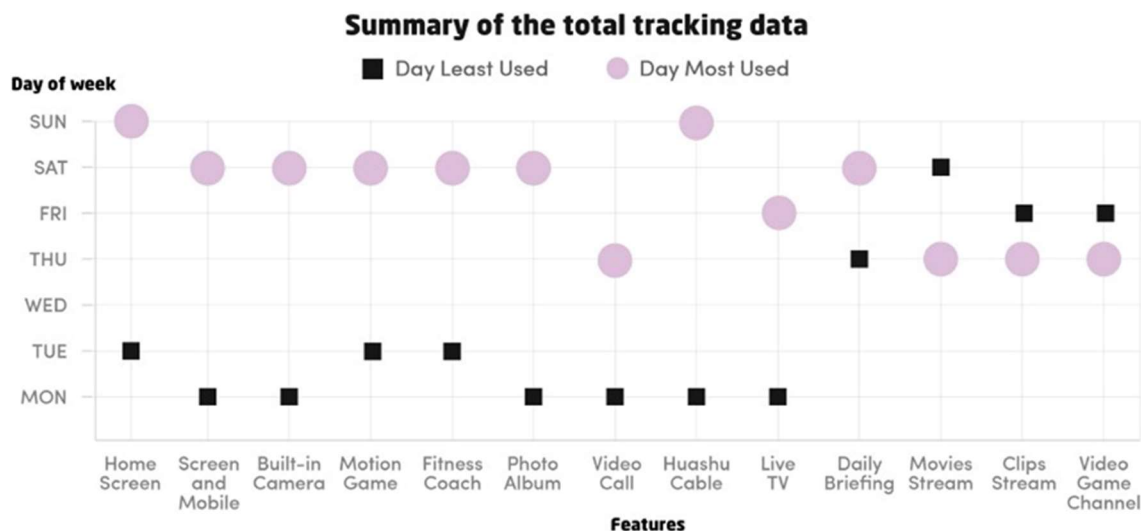


Fig. 5. Summary of the total tracking data.

The scientific interpretation of the results integrates principles from psychology and behavioral science, providing a robust understanding of user engagement with mobile device features. By grounding the findings in established theories, this analysis not only explains observed behaviors but also offers a framework for predicting and influencing future user interactions with evolving mobile technologies.

### Conclusion:

In conclusion, the examination of user engagement with mobile device features has provided valuable insights into user preferences, habits, and temporal patterns. The identified top features, including Screen and Mobile, Built-in Camera, Motion Game, Fitness Coach, and Photo Album, showcase a user base's predilection for interactive and health-related applications. These findings offer a solid foundation for refining existing features and informing the development of new ones, ensuring that mobile devices align more closely with user expectations.

Understanding the temporal aspects of feature usage, such as the frequency of use and day-wise patterns, is essential for optimizing user experience. The weekly recurrence of certain features suggests the incorporation of these functionalities into users' regular routines, while the less frequent usage of others indicates a more sporadic engagement. This temporal insight provides developers and designers with a strategic approach to feature implementation, allowing for a more personalized and user-centric mobile experience.

**Limitations of the Study:**

While the study provides valuable insights, it is important to acknowledge its limitations. The analysis relies on tracking data, which may not capture the entirety of user interactions or motivations. Additionally, the study does not delve into the qualitative aspects of user experiences, such as user satisfaction or the reasons behind certain usage patterns. A more comprehensive understanding could be achieved through user surveys, interviews, or usability testing.

Furthermore, the study is based on a specific tracking period, and user behaviors may evolve over time. Longitudinal studies could provide a more dynamic perspective on changing user preferences and engagement patterns. Additionally, the study's generalizability may be limited to the specific demographic or user group under consideration, and broader samples could offer a more representative picture of mobile device usage across diverse populations.

**Implications of the Study:**

The implications of this study extend to both the design and marketing domains. Designers can leverage the identified popular features and their usage patterns to enhance user interfaces, ensuring a seamless and engaging experience. The marketing team can use day-wise variations to strategically plan promotional activities, updates, or notifications on days when user engagement is naturally higher, maximizing the impact of such initiatives.

Moreover, the insights into feature popularity and frequency of use can guide decisions related to resource allocation and feature prioritization in future device development. By aligning new features with user preferences, manufacturers can enhance the overall appeal and utility of their devices, potentially increasing user satisfaction and brand loyalty.

**Future Recommendations:**

To build upon the current study and address its limitations, future research endeavors should incorporate a more diverse range of data sources, including qualitative methods like user interviews and surveys. This qualitative approach would provide deeper insights into user motivations, satisfaction levels, and potential areas for improvement.

Additionally, longitudinal studies could track changes in user behavior over extended periods, offering a more nuanced understanding of evolving preferences. Examining how user engagement patterns shift with the introduction of new features or updates would be particularly valuable for staying ahead of technological trends and user expectations.

Furthermore, future research could explore the impact of external factors, such as technological advancements or societal changes, on user behaviors. This could involve investigating how emerging technologies influence feature adoption and usage patterns, providing a forward-looking perspective for device development.

In conclusion, while the current study sheds light on critical aspects of user engagement with mobile device features, ongoing research efforts are essential for staying attuned to the dynamic nature of user preferences and technological landscapes. By continually refining our understanding, designers and developers can ensure that mobile devices remain not only cutting-edge but also deeply resonant with the diverse needs and preferences of their user base.

## REFERENCES

1. Bellucci, A., Malizia, A., Diaz, P., & Aedo, I. (2010). Human-display Interaction Technology: Emerging Remote Interfaces for Pervasive Display Environments. *IEEE Pervasive Computing*, 9, 72-76.
2. Chao, M. H., Trappey, A. J. C., & Wu, C. T. (2021). Emerging Technologies of Natural Language-Enabled Chatbots: A Review and Trend Forecast Using Intelligent Ontology Extraction and Patent Analytics. *Complexity*.
3. Emanuel, A. W., Paulus, M., & Nugraha, J. A. (2021). Snapshot-based human action recognition using OpenPose and deep learning. *IAENG International Journal of Computer Science*, 48(4), 862-867.
4. Firth, J., Torous, J., Stubbs, B., Firth, J. A., Steiner, G. Z., Smith, L., & Sarris, J. (2019). The "online brain": how the Internet may be changing our cognition. *World Psychiatry*, 18, 119-129.
5. Gentile, A., Santangelo, A., Sorce, S., & Vitabile, S. (2011). Novel human-to-human interactions from the evolution of HCI. *IEEE International Conference on Complex, Intelligent, and Software Intensive Systems*, 600-605.
6. Haga, H., Sugimoto, D., Yang, Y., Sasaki, H., Asai, T., & Shigemura, K. (2019). Capacitive Touchscreen- integrated Electrostatic Tactile Display with Localized Sensation. *Journal of the Society for Information Display*, 27, 59-71.
7. K. Hui, T., Sherratt, R. S., & D. Sánchez, D. (2017). Major Requirements for Building Smart Homes in Smart Cities Based on Internet of Things Technologies. *Future Generation Computer Systems*, 76, 358-369.
8. Lee, J. Y., Rhee, G. W., & Seo, D. W. (2010). Hand gesture-based tangible interactions for manipulating virtual objects in a mixed reality environment. *The International Journal of Advanced Manufacturing Technology*, 51, 1069-1082.
9. Seo, J. T., Seok, C. P., Lee, S. J., & Yi, B. J. (2009). Automatically Rotating PDP TV Using Multiple Sensor Information. *IFAC Proceedings Volumes*, 42, 242-245.
10. Tan, Y. S., Lim, K. M., & Lee, C. P. (2021). Wide residual network for vision-based static hand gesture recognition. *IAENG International Journal of Computer Science*, 48(4), 906-914.

11. You, W., Fels, S., & Lea, R. (2008). Studying Vision-based Multiple-user Interaction with In-home Large Displays. Proceedings of the 3rd ACM International Workshop on Human-centered Computing, 19-26.
12. Zhang, S., & Zhang, S. (2019). A Novel Human-3DTV Interaction System Based on Free Hand Gestures and a Touch-based Virtual Interface. IEEE Access, 7, 165961- 165973.