

PERVIOUS CONCRETE AS A SUSTAINABLE SOLUTION FOR GROUNDWATER RECHARGE: A COMPREHENSIVE REVIEW OF MATERIAL PROPERTIES AND FLUID FLOW DYNAMICS

Vinod B R ¹, Sreelakshmi T K , ² Shobha R ³

¹ Department of Civil Engineering , BMS Institute of Technology and Management , Karnataka, India – 560119

² Department of Mathematics, BMS Institute of Technology and Management , Karnataka, India

³ Department of Civil Engineering , BMS Institute of Technology and Management , Karnataka, India – 560119

Corresponding Author: Shobha R , shobhar@bmsit.in

ABSTRACT

Rapid urbanization and climate change have exacerbated challenges related to water management, particularly in urban areas where impervious surfaces prevent natural groundwater recharge. Pervious concrete has emerged as a promising sustainable solution to address these challenges by facilitating water infiltration while maintaining structural functionality. This review synthesizes current knowledge on pervious concrete's material properties and fluid flow dynamics relevant to groundwater recharge applications. The paper examines fundamental principles of fluid flow through porous media, permeability characteristics, factors affecting hydraulic performance, and groundwater recharge mechanisms. Current modeling and simulation approaches are evaluated, highlighting their capabilities and limitations. Research gaps identified include the need for long-term performance studies, regionalized mix design optimization, and integration with smart infrastructure technologies. This comprehensive analysis provides valuable insights for engineers, urban planners, and policymakers seeking sustainable solutions for water management and groundwater recharge in increasingly water-stressed urban environments.

Keywords: Pervious concrete, groundwater recharge, permeability, fluid flow dynamics, sustainable infrastructure

1. Introduction

Background on water management challenges

Urban development has dramatically altered natural hydrological cycles through the proliferation of impervious surfaces. These surfaces prevent water infiltration, leading to reduced groundwater recharge, increased stormwater runoff, and heightened flood risks.[1] Simultaneously, many regions face depleting groundwater resources due to over-extraction and diminished natural recharge, creating an urgent need for sustainable water management solutions.[2] [30]

Importance of groundwater recharge

Groundwater serves as a critical water resource, accounting for approximately 30% of global freshwater supplies and providing drinking water to nearly half the world's population.[3] Natural recharge processes have been severely disrupted by urbanization, creating an imbalance between extraction and replenishment rates. Artificial groundwater recharge has therefore become essential for sustainable water resource management, particularly in urban and peri-urban areas.[4]

Role of concrete in urban hydrology

Conventional concrete infrastructure significantly contributes to hydrological disruption in urban environments. Traditional impervious concrete prevents approximately 55-90% of rainfall from infiltrating into the ground, dramatically altering natural water cycles.[5] This has prompted research into alternative construction materials that can maintain functionality while allowing water infiltration.

Objectives and scope of the review

This review aims to comprehensively examine pervious concrete as a sustainable solution for groundwater recharge, with specific focus on material properties and fluid flow dynamics. The paper synthesizes current knowledge, identifies research gaps, and provides recommendations for practical applications. While environmental benefits and mechanical properties are discussed, the primary emphasis remains on hydraulic performance and groundwater recharge capabilities.

2. Fundamentals of Pervious Concrete

Composition and structure

Pervious concrete typically consists of cement, coarse aggregates, water, and minimal or no fine aggregates. This composition creates an interconnected void structure that allows water to pass through the material.[6] The void content generally ranges from 15% to 35%, significantly higher than conventional concrete, which typically contains less than 5% to 10% voids.[7]




Figure 1 : Cross-section of PCPC, illustrating porous structure.[9]

Differences between conventional and pervious concrete

Unlike conventional concrete, pervious concrete prioritizes permeability over compressive strength. The deliberate omission or significant reduction of fine aggregates creates a network of interconnected voids that facilitate water flow. This structural difference results in pervious concrete having approximately 30-50% lower compressive strength but 100-1000 times higher permeability compared to conventional concrete.[8]

Advantages and limitations

Pervious concrete offers numerous advantages, including stormwater management, groundwater recharge, pollutant filtration, and heat island effect reduction. However, limitations include lower compressive strength, susceptibility to clogging, restricted applicability in high-traffic areas, and potentially higher maintenance requirements compared to conventional concrete.[9]

These limitations necessitate careful consideration of site-specific factors when implementing pervious concrete solutions.

3. Fluid Flow in Porous Media

Basic principles of fluid flow through porous materials

Fluid flow through pervious concrete follows the fundamental principles of flow through porous media. The interconnected void network creates flow paths that allow water infiltration. The flow regime is predominantly laminar under normal rainfall conditions, though transitional or turbulent flow may occur during extreme precipitation events.[10] Understanding these flow dynamics is essential for predicting pervious concrete performance in various environmental conditions.

Darcy's law and its application in pervious concrete

Darcy's law, which states that flow rate is proportional to hydraulic gradient and permeability, provides the

theoretical foundation for understanding fluid flow through pervious concrete. However, traditional Darcy's law assumptions may require modification when applied to pervious concrete due to its relatively large pore sizes and potentially non-linear flow behavior at higher flow rates.[11] Modified forms of Darcy's law have been proposed to better capture these complexities.

Factors affecting flow rate and infiltration capacity

Multiple factors influence fluid flow through pervious concrete, including void ratio, pore connectivity, tortuosity, and fluid properties. Empirical studies have demonstrated that a 5% increase in void ratio can result in a 200-300% increase in permeability, highlighting the critical relationship between structural properties and hydraulic performance.[12] Environmental factors such as temperature and precipitation characteristics also significantly impact flow behavior.

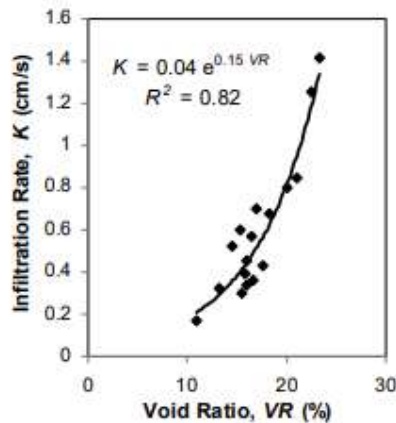


Figure 2. Relationship between void ratio and infiltration rate of PCPC [29].

4. Permeability in Pervious Concrete

Definition and importance of permeability

Permeability, defined as the material's capacity to transmit fluids, represents the most critical hydraulic property of pervious concrete. Typical permeability values range from 0.2 to 1.2 cm/s, significantly higher than conventional concrete (10^{-10} to 10^{-8} cm/s) and comparable to medium-grained sand or fine gravel.[13] This property directly determines the material's effectiveness for groundwater recharge applications.

Measurement techniques (e.g., falling head, constant head tests)

Various laboratory and field methods exist for measuring pervious concrete permeability. Laboratory techniques include falling head and constant head permeameters, which provide controlled conditions for precise measurements. Field techniques include single-ring and double-ring infiltrometers, which better represent in-situ conditions but introduce greater variability.[14] Recent developments include standardized test methods specifically designed for pervious concrete, addressing previous inconsistencies in measurement approaches.



Figure 3: Falling head permeability test apparatus.[14]




Figure 4 : Constant flow test apparatus.[14]

Influence of mix design, porosity, and compaction on permeability

Mix design significantly influences permeability, with aggregate size, gradation, cement content, and water-to-cement ratio being critical parameters. Compaction effort during installation considerably affects void structure and subsequent permeability, with each 5% reduction in porosity potentially reducing permeability by up to 50%.[15] Achieving the optimal balance between adequate strength and sufficient permeability remains a key challenge in pervious concrete design.

5. Factors Affecting Hydraulic Performance

Aggregate size and gradation

Aggregate characteristics substantially influence hydraulic performance. Larger aggregates (typically 9.5-19 mm) generally produce higher permeability but may reduce strength and durability. Uniformly graded aggregates create more interconnected void spaces compared to well-graded aggregates, enhancing permeability but potentially compromising structural integrity.[16] Recent research has explored optimized gradation curves that balance hydraulic and mechanical performance.

Cement content and admixtures

Cement content directly affects the thickness of paste coating aggregates, influencing both strength and

permeability. Higher cement content typically enhances strength but reduces permeability. Various admixtures, including water reducers, viscosity modifiers, and set retarders, can optimize performance for specific applications.[17] Supplementary cementitious materials like fly ash and silica fume can also enhance specific properties while contributing to sustainability objectives.

Void ratio and connectivity

Total void content strongly correlates with permeability, but void connectivity and distribution ultimately determine effective hydraulic conductivity. Research indicates that a minimum void content of approximately 15% is necessary to achieve sufficient interconnectivity for adequate permeability.[18] Advanced imaging techniques, including X-ray computed tomography, have enhanced understanding of these complex void networks and their influence on hydraulic performance.

Environmental and weathering effects

Environmental exposure significantly impacts long-term hydraulic performance. Clogging from sediment accumulation represents the primary concern, potentially reducing infiltration rates by 90% within 5-10 years without proper maintenance.[19] Freeze-thaw cycles, chemical exposure, and biological growth also affect performance, necessitating consideration of local environmental conditions during design and implementation.

6. Groundwater Recharge Mechanisms

Infiltration vs. recharge

While infiltration refers to water entry into pervious concrete, effective groundwater recharge requires water to percolate through underlying soil layers to reach aquifers. The distinction is crucial, as high infiltration rates don't necessarily translate to effective recharge if subsurface conditions are unfavorable.[20] Comprehensive site assessment, including soil characteristics and hydrogeological conditions, is therefore essential for successful implementation.

Interaction with soil and subgrade

Subgrade soil characteristics significantly influence overall system performance. Clay soils with low permeability may require additional engineering solutions, such as underdrains or aggregate storage layers, to prevent water pooling and structural damage. Optimal subgrade preparation techniques balance compaction requirements for structural stability with maintaining sufficient permeability for water movement.[21]

Recharge effectiveness in urban environments

Field studies demonstrate that properly designed pervious concrete systems can facilitate 60-90% of rainfall infiltration, compared to 10-30% in conventional urban developments.[22] However, effectiveness varies considerably with site-specific conditions, including rainfall intensity, groundwater table depth, underlying soil characteristics, and maintenance practices. Integrated approaches that combine pervious concrete with complementary green infrastructure often yield optimal results.

7. Modeling and Simulation Approaches

Analytical models for predicting fluid flow

Analytical models provide mathematical frameworks for predicting hydraulic performance under various conditions. These models typically incorporate modified forms of Darcy's law, accounting for pervious concrete's unique characteristics. While valuable for initial design estimations, analytical models often require simplifying assumptions that limit their accuracy in complex real-world scenarios.[23]

Finite element and CFD modeling in pervious concrete

Advanced computational approaches, including finite element analysis (FEA) and computational fluid dynamics (CFD), enable more detailed simulation of fluid flow through pervious concrete. These approaches can account for complex geometries, heterogeneous material properties, and dynamic environmental conditions. Recent CFD models have demonstrated the ability to predict permeability within 10-15% of

experimental values, representing significant progress in simulation accuracy.[24]

Limitations and future improvements

Current modeling approaches face limitations including inadequate representation of clogging processes, simplified treatment of soil-concrete interfaces, and insufficient validation with long-term field data. Future improvements should focus on developing multi-physics models that integrate hydrological, mechanical, and environmental processes across multiple scales and time frames.[25] Machine learning approaches also show promise for improving prediction accuracy by incorporating complex, non-linear relationships derived from empirical data.

8. Research Gaps and Future Directions

Long-term performance studies

Despite growing implementation, limited data exists on pervious concrete's long-term hydraulic performance, particularly beyond 10-15 years. Comprehensive longitudinal studies are needed to evaluate performance degradation rates, maintenance effectiveness, and lifecycle economic assessments under various environmental conditions and usage scenarios.[26]

Optimization of mix design for regional needs

Current design approaches often rely on generalized guidelines that inadequately address regional variations in climate, material availability, and regulatory requirements. Future research should develop regionalized design methodologies that optimize performance for specific local conditions while maximizing sustainability benefits.[27]

Integration with smart infrastructure

Emerging opportunities exist for integrating pervious concrete with smart infrastructure technologies, including embedded sensors for real-time monitoring of hydraulic performance, structural integrity, and water quality. Such integration could enable predictive maintenance, adaptive management, and enhanced data collection for ongoing research and optimization.[28]

9. Conclusions

Summary of key findings

This review has synthesized current knowledge on pervious concrete as a sustainable solution for groundwater recharge, focusing on material properties and fluid flow dynamics. The evidence demonstrates that properly designed and maintained pervious concrete systems can significantly enhance groundwater recharge in urban environments while providing additional environmental and social benefits.

Recommendations for design and implementation

Effective implementation requires site-specific design optimization, thorough subgrade preparation, qualified installation, and regular maintenance. Integrated approaches that combine pervious concrete with complementary green infrastructure and conventional stormwater management systems often yield optimal results. Performance monitoring and adaptive management are essential for ensuring long-term effectiveness.

Final thoughts on future developments

Pervious concrete technology continues to evolve, with ongoing advancements in material science, computational modeling, and implementation methodologies. Future developments should focus on enhancing long-term performance, optimizing regional applications, and leveraging technological integration to maximize benefits. With continued research and thoughtful implementation, pervious concrete represents a promising solution for addressing urban water management challenges and promoting sustainable groundwater recharge.

References

- [1] Allen, P. D., & Richard, H. M. (2005). Stormwater management for smart growth.
- [2] Singer, M. N., Hamouda, M. A., El-Hassan, H., & Hinge, G. (2022). Permeable pavement systems for effective management of stormwater quantity and quality: A bibliometric analysis and highlights of recent Acta Sci., 26(1), 2025

advancements. *Sustainability*, 14(20), 13061.

- [3] Gleick, P. H. (2003). Global freshwater resources: soft-path solutions for the 21st century. *Science*, 302(5650), 1524-1528.
- [4] Dietz, M. E. (2007). Low impact development practices: A review of current research and recommendations for future directions. *Water, air, and soil pollution*, 186, 351-363.
- [5] National Research Council, Division on Earth, Life Studies, Water Science, Technology Board, & Committee on Reducing Stormwater Discharge Contributions to Water Pollution. (2009). *Urban stormwater management in the United States*. National Academies Press.
- [6] Teymouri, E., Pauzi, N. N. M., Wong, K. S., & Tan, Y. T. Comparative Analysis of Adsorbent Pervious Concrete: Engineering Properties and Environmental Consideration.
- [7] Obla, K. H. (2010). Pervious concrete—An overview. *Indian Concrete Journal*, 84(8), 9.
- [8] Kevern, J. T., Schaefer, V. R., & Wang, K. (2011). Mixture proportion development and performance evaluation of pervious concrete for overlay applications. American Concrete Institute.
- [9] Sonebi, M., Bassuoni, M., & Ammar, Y. (2016). Pervious concrete: Mix design, properties and applications. *RILEM Technical Letters*, 1, 109-115.
- [10] Chandrappa, A. K., & Biligiri, K. P. (2016). Comprehensive investigation of permeability characteristics of pervious concrete: A hydrodynamic approach. *Construction and Building Materials*, 123, 627-637.
- [11] Coughlin, J. P., Campbell, C. D., & Mays, D. C. (2012). Infiltration and clogging by sand and clay in a pervious concrete pavement system. *Journal of Hydrologic Engineering*, 17(1), 68-73.
- [12] Haselbach, L. M., & Freeman, R. M. (2006). Vertical porosity distributions in pervious concrete pavement. *ACI materials journal*, 103(6), 452.
- [13] Montes, F., & Haselbach, L. (2006). Measuring hydraulic conductivity in pervious concrete. *Environmental Engineering Science*, 23(6), 960-969..
- [14] Lederle, R., Shepard, T., & Meza, V. D. L. V. (2020). Comparison of methods for measuring infiltration rate of pervious concrete. *Construction and Building Materials*, 244, 118339.
- [15] Schaefer, V. R., & Wang, K. (2006). Mix design development for pervious concrete in cold weather climates (No. 2006-01). Iowa. Dept. of Transportation. Highway Division.
- [16] Huang, B., Wu, H., Shu, X., & Burdette, E. G. (2010). Laboratory evaluation of permeability and strength of polymer-modified pervious concrete. *Construction and Building Materials*, 24(5), 818-823.
- [17] Zhong, R., & Wille, K. (2015). Material design and characterization of high performance pervious concrete. *Construction and Building Materials*, 98, 51-60.
- [18] Sumanasooriya, M. S., & Neithalath, N. (2011). Pore structure features of pervious concretes proportioned for desired porosities and their performance prediction. *Cement and Concrete Composites*, 33(8), 778-787.
- [19] Wanielista, M., Chopra, M., Spence, J., & Ballock, C. (2007). Hydraulic performance assessment of pervious concrete pavements for stormwater management credit. Final Report. Florida Department of Transportation, Tallahassee.
- [20] Zachary Bean, E., Frederick Hunt, W., & Alan Bidelsbach, D. (2007). Evaluation of four permeable pavement sites in eastern North Carolina for runoff reduction and water quality impacts. *Journal of Irrigation and Drainage Engineering*, 133(6), 583-592.
- [21] Brown, R. A., & Hunt III, W. F. (2010). Impacts of construction activity on bioretention performance. *Journal of Hydrologic Engineering*, 15(6), 386-394.
- [22] Collins, K. A., Hunt, W. F., & Hathaway, J. M. (2008). Hydrologic comparison of four types of permeable pavement and standard asphalt in eastern North Carolina. *Journal of Hydrologic Engineering*, 13(12), 1146-1157.
- [23] Field, R., Masters, H., & Singer, M. (1982). Porous pavement: research, development, and

demonstration. *Transportation Engineering Journal of ASCE*, 108(3), 244-258.

[24] Grinys, A., Augonis, A., Daukšys, M., & Pupeikis, D. (2020). Mechanical properties and durability of rubberized and SBR latex modified rubberized concrete. *Construction and Building Materials*, 248, 118584.

[25] Qin, X., Cai, J., Zhou, Y., & Kang, Z. (2020). Lattice Boltzmann simulation and fractal analysis of effective thermal conductivity in porous media. *Applied Thermal Engineering*, 180, 115562.

[26] Kayhanian, M., Anderson, D., Harvey, J. T., Jones, D., & Muhunthan, B. (2012). Permeability measurement and scan imaging to assess clogging of pervious concrete pavements in parking lots. *Journal of Environmental management*, 95(1), 114-123.

[27] Houle, K. M. (2008). Winter performance assessment of permeable pavements: A comparative study of porous asphalt, pervious concrete, and conventional asphalt in a northern climate. University of New Hampshire.

[28] Webber, J. L., Fletcher, T., Farmani, R., Butler, D., & Melville-Shreeve, P. (2022). Moving to a future of smart stormwater management: A review and framework for terminology, research, and future perspectives. *Water Research*, 218, 118409.

[29] Bassuoni, M. T., & Sonebi, M. (2010). Pervious concrete: a sustainable drainage solution. *Concrete*, 44(9).

[30] Vinod, B. R., Surendra, H. J., & Shobha, R. (2022). Lightweight concrete blocks produced using expanded polystyrene and foaming agent. *Materials Today: Proceedings*, 52, 1666-1670.